

Bi-annual Safer York Partnership Board – Performance Report for Community & Environment Policy & Scrutiny Committee

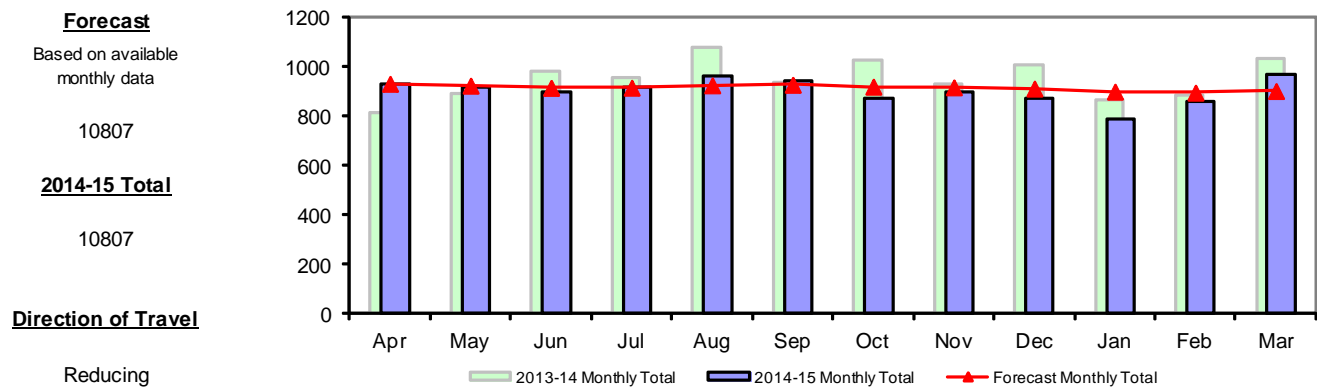
July 2015

1. Introduction and Overview

1.1. Year End data for 2014/15 shows that total crime in York is 5% lower than 2013/14, which continues the trend over the previous 3 years. Going into 2015/16, figures show that we are on trend with how we commenced the beginning of the 2014/15 statistical year. In April 2015, there were a reported 941 crimes for the York region.

York - All Crime (from IQUANTA)

Totals



Previous Years

2007-08	18924
2008-09	17886
2009-10	14480
2010-11	15199
2011-12	13576
2012-13	11928
2013-14	11380

The Graph shows:

- 1) No Target level as these are yet to be set
- 2) Forecasted annual total based upon a moving average of months
(There has been no allowance for known seasonal patterns)

- Action Needed (>120%)
- Caution (100% - 120%)
- No Action (<100%)



Month	2014-15	2013-14	2012-13	2011-12	2010-11	2009-10
Apr	930	811	1026	1157	1264	NA
May	915	887	1042	1151	1370	NA
Jun	896	980	1007	1177	1323	NA
Jul	916	951	1020	1177	1269	NA
Aug	960	1077	1006	1069	1331	NA
Sep	940	933	983	1001	1320	NA
Oct	872	1025	1148	1205	1346	NA
Nov	894	931	1063	1138	1320	NA
Dec	872	1003	940	1261	923	NA
Jan	787	865	922	1129	1171	1008
Feb	855	886	853	966	1207	1066
Mar	970	1031	918	1145	1355	1084

1.2. Overall, York is currently in 9th place within the IQUANTA crime family of 15 local authorities. This is an improvement of 2 places in comparison to the last report where York was placed in 11th position. Members of York's IQUANTA family are:

Cheshire - Cheshire East	Hertfordshire - Welwyn & Hatfield
Cheshire - Cheshire West	Kent - Canterbury
Devon & Cornwall - Exeter	Kent - Maidstone
Essex - Brentwood	Kent - Tunbridge Wells
Essex - Colchester	Lancashire - Fylde
Greater Manchester - Trafford	Metropolitan Police - Hillingdon
Hertfordshire - Hertsmeire	Wiltshire - Swindon

2. Violent Crime

2.1. The level of overall violence in 2014/15 totalled 2,130 incidents. This is up by 192 incidents (9%) to the level of violent crime that was reported in 2013/14. For April and May 2015 there have been 415 violent crimes recorded, which is 17% greater than the number reported in April and May 2014.

York - All Violent Crime

Totals

Forecast

Based on available monthly data

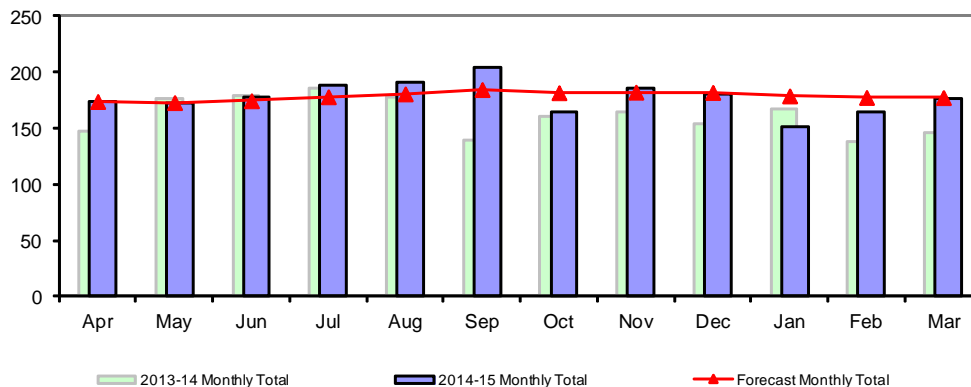
2130

2014-15 Total

2130

Direction of Travel

Increasing



Previous Years

2007-08	3365
2008-09	3085
2009-10	2712
2010-11	2831
2011-12	2443
2012-13	2254
2013-14	1938

	- Action Needed (>120%)
	- Caution (100% - 120%)
	- No Action (<100%)

The Graph shows:

- 1) No Target level as these are yet to be set
- 2) Forecasted annual total based upon a moving average of months
(There has been no allowance for known seasonal patterns)



Month	2014-15	2013-14	2012-13	2011-12	2010-11	2009-10
Apr	174	148	190	227	229	219
May	172	177	170	214	239	253
Jun	178	179	171	218	263	247
Jul	189	186	192	234	252	260
Aug	191	178	197	206	271	261
Sep	204	140	191	173	217	230
Oct	165	161	208	207	259	226
Nov	186	164	176	189	206	217
Dec	180	154	206	221	230	233
Jan	151	167	207	178	217	217
Feb	164	138	144	169	223	172
Mar	176	146	202	207	225	177

2.2. During 2014/15 there were 1,852 alcohol related ASB incidents and 1,389 incidents of criminal damage across the City. These indicators are lower by 21% and 14% respectively compared against the figures reported in 2013/14.

2.3. The number of violent crimes within the city centre ARZ dropped from 586 in 2013/14 to 552 in 2014/15 a drop of 6%.

2.4. Since April 2015, there have been 5 reports of a Robbery offence with the majority (4 cases) involving the taking of personal property. This remains in line with how York started the 2014/15 statistical year.

2.5. York currently remains in 6th place within its IQUANTA family for overall violence.

2.6. **Operation Erase (Saturday alcohol-related disorder)** - A multi-agency meeting to discuss the above was convened on 12th May 2015. The meeting was attended by; North Yorkshire Police, British Transport Police, Make It York, members of the Business Improvement District team, Train Operating Companies, CYC and NYP Licensing. An action plan has been written and is being progressed. A follow-up meeting is to be held on 9th July 2015.

2.7. **Event with Licensees** - As part of the above action plan it was agreed that it was necessary to improve our channels of communication with licensees (particularly those within the Cumulative Impact Zone), whether this is through Pub Watch or by other means. All City of York Council | Strategic Business Intelligence Hub

licensees and door companies from CIZ venues have therefore been invited to an event at the racecourse on Tuesday 23rd July. At the event licensees will be asked their views of current Saturday problems and to help shape ideas for how they might assist us in problem-solving.

- 2.8. **Responsible Authorities** - Work has gone into encouraging partner agencies which are Responsible Authorities under the Licensing Act 2003, to respond to licensing applications. We have now identified lead officers to undertake this role within Public Health and Children's Safeguarding. A positive meeting was convened with all the key RA's, to discuss the role requirement and to encourage joint working and coordination.
- 2.9. **Responsible Authorities** - In addition, work is ongoing with Public Health North Yorkshire to look to streamline the process of responding to applications through prioritising multi-agency focus on those applications from areas where there are identified concerns. This will be based on ward profiling and is based on a similar scheme used in Leeds.

3. Domestic Violence

- 3.1. The number of domestic violence incidents was 2,745 for 2014/15. This is a total reduction of 78 incidents compared to the figures recorded in 2013/14. Since April 2015, figures are slightly higher to those reported for the same timeframe in 2014.

Domestic Violence Figures 2014/15

Key Statistics	Apr	May	Jun	Jul	Aug	Sep	Oct	Nov	Dec	Jan	Feb
Total Domestic Incidents	236	245	222	242	225	227	221	263	218	217	197
Change on Previous Month											
Repeat Incidents	89	91	83	95	84	81	98	112	85	70	71
% Repeats	38%	37%	37%	39%	37%	36%	44%	43%	39%	32%	36%
Incidents Involving Arrest	44	53	52	61	59	40	37	54	41	51	49
% Involving Arrest	19%	22%	23%	25%	26%	18%	17%	21%	19%	24%	25%
Incidents Crimed	64	64	70	77	75	70	58	84	71	78	67
% Crimed	27%	26%	32%	32%	33%	31%	26%	32%	33%	36%	34%
Incidents with Children Present	57	62	54	59	55	47	49	70	55	59	37
% with Children Present	24%	25%	24%	24%	24%	21%	22%	27%	25%	27%	19%

- 3.2. There has not been a domestic violence murder recorded in York since 2008/09.

- 3.3. There have been 3 forum meetings held since April 2014.

- 3.4. **Early Intervention Pilot** - Referrals to the Early Intervention worker will end from September. The OPCC has commissioned a piece of work which looked at the Early Intervention scheme and a report was sent to the OPCC. IDAS were involved in this piece of work. From April to June a total of 42 referrals have been sent through to the Early Intervention Worker.

- 3.5. **Early Intervention Pilot** - The Domestic Abuse Coordinator is currently checking a whole year December to December looking at how many domestic incidents before the Early Intervention referral took place and how many after the referrals, if any. This has been labour intensive, but vital for measuring success. The quality of referral has increase by Police officers obtaining consent from victims.

- 3.6 **York Domestic Abuse Forum – All Strategy links** - The last York forum was held on 27th March and this will see the theme 'Introduction to the Domestic Abuse Champion Scheme'. This forum was over subscribed. Since the forum the Domestic Abuse Coordinator has organised the first of a selection of training events in collaboration with Selby District who will

be hosting the next event. The training was delivered by Safe Lives (Formerly known as CAADA) on the role of the MARAC rep. The attendance was from a variety of agencies all wanting to have a Domestic Abuse Champion within their respective agencies. The next step will be to set up the relevant websites so Champions can access a range of materials, posters, and further training. Agreements have verbally been agreed with SYP and Selby District Council.

3.7 The Offender Programme Pilot - The Offender pilot started on the 18th April with eight men having been assessed and accepted. 1 individual has completed one to one work. IDAS and CRC are delivering the bespoke offender programme. The programme is called 'Positive steps' This programme can only be accessed via a referral from the following departments:

- Children's Social Care via a Safeguarding requirement of Child in Need voluntary arrangement.
- Troubled families
- Making Safe.

3.8 The Offender Programme Pilot - The programme will run for 16 weeks with risk assessments carried out with Offender/Victim at the beginning and end of the programme. Offenders will be asked to consent to feedback on the evaluation. The programme facilitator has managed to get all 9 victims engaged in the programme, by way of feeding back if the offenders are seeing benefits from the scheme. One offender has agreed to talk at the next Domestic Abuse Forum, following completion and then again 6 months after.

3.9 MARAC – Attendance – Work has been completed to identify where departments and agencies have engaged with the Marac process. Further work needs to be completed with housing to make sure that only one rep should attend on behalf of all estate managers and in also the RSL where appropriate, as well as work needed with children's social care where at time attendance has been inconsistent. The following agencies have engaged well with the Marac process;

- Health – Mental Health
- Health – Children's Community and Acute
- Health – Adults Acute
- Offender services 3rd sector
- Offender services Probation and CRC
- Substance misuse services
- Specialist Services (IDAS)
- Police

3.10 Projects in danger - IDAS – Respect funding comes to end at the end of this financial year. This is the service for young people who are starting to use violence in the home and relationships. The referral waiting list is now closed, which gives an idea on demand. IDAS do intend to seek an alternative funding stream from September to the big lottery fund, however this is not guaranteed.

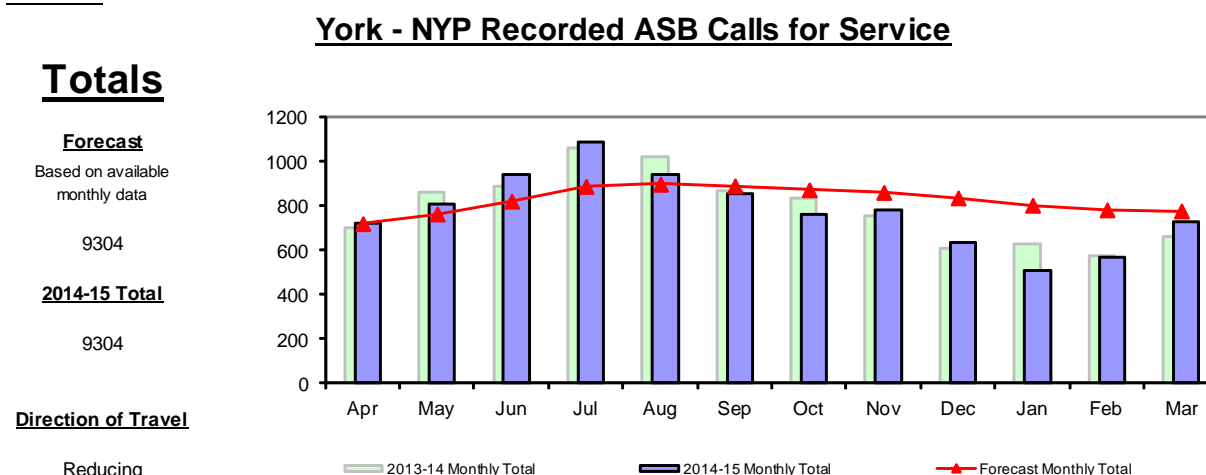
3.11 Other Domestic Abuse Coordinator additional work:

- A training schedule is now in place for training the Special Constabulary.

- More PCSO training dates have been secured.
- Student Police officers now have the additional input embedded in the training schedule.
- Plans to do additional work with schools particularly around the champion's scheme.
- Involvement in Homelessness Strategy refresh.
- Work involved to do briefings with Adult services on Domestic Abuse tools available.

4. Anti-Social Behaviour

4.1. The level of NYP recorded ASB calls for service for 2014/15 was 9,304. In comparison to the data provided for 2013/14, this is a decrease of 1%. To date current figures show that in April and May of 2015, there have been 1,609 ASB calls for service which suggests levels are similar to last year.



Previous Years

2007-08	12827
2008-09	12847
2009-10	13012
2010-11	12927
2011-12	12550
2012-13	10381
2013-14	9421

- Action Needed (>120%)
- Caution (100% - 120%)
- No Action (<100%)

The Graph shows:

- 1) No Target level as these are yet to be set
- 2) Forecasted annual total based upon a moving average of months
(There has been no allowance for known seasonal patterns)



Month	2014-15	2013-14	2012-13	2011-12	2010-11	2009-10
Apr	718	700	855	1139	1142	1158
May	805	856	972	1097	1170	1123
Jun	935	884	845	1225	1238	1150
Jul	1086	1059	956	1285	1270	1235
Aug	935	1015	1032	1251	1229	1320
Sep	851	863	909	1001	1069	1046
Oct	761	832	1052	1133	1094	1164
Nov	779	751	824	886	1125	1015
Dec	634	604	655	862	833	966
Jan	505	624	850	851	854	939
Feb	569	575	730	832	843	836
Mar	726	658	701	988	1060	1060

4.2. Levels of Flytipping for 2014/15 have reduced by 26% (483 cases) to an overall total of 1,358. Overall Public Realm cases completed within SLA timeframes for 2014/15 were recorded at 83%.

4.3. Data for 2014/15 shows that reported Noise Nuisance Calls fell by 2% from the figures that were provided for 2013/14 (1,618 to 1,581 cases).

4.4. Graffiti levels continue to fall year on year. Figures for 2014/15 total 158 cases; this is a reduction of 11% from the figure recorded for 2013/14.

4.5. The level of criminal damage reported in 2014/15 was 1,389 incidents. This total is a reduction of 15% to the data that was provided for 2013/14. For this first part of this statistical year (April/May 2015), figures indicate an increase in criminal damage levels.

4.6. The number of Alcohol Related Police recorded incidents of ASB in York dropped from 2347 in 2013/14 to 1852 in 2014/15 a drop of 21%.

- 4.7. The number of Incidents of ASB within the city centre ARZ rose from 2289 in 2013/14 to 2586 in 2014/15 a rise of 13%.
- 4.8. **CSAS Training** - Staff have received their CSAS training now so are able to undertake work on behalf of the Chief Constable. The work includes a range of initiatives such as being able to issue notices to people riding on the pavement and ensuring that people causing issues have to advise Officers of their names and addresses.
- 4.9. **Stray Horses** - When the Council's agents carried out their most recent monitoring session to determine the number and location of horses being kept on Council land, there were none. This compares to 23, on their first visit. Although there has now been recent legislation to make it easier for landowners to take action, the council's policy has undoubtedly helped to reduce this serious issue dramatically.
- 4.10. **Mental Health** - The Mental Health Co-ordinator has delivered joint training to both City of York Council and North Yorkshire Police about their work. The post attached to the Community Safety Hub is now almost at capacity, but will still give advice and assistance as well as direct referrals to the other parts of the Pathways Team.
- 4.11. **Presentations** - The NEO's have just successfully prosecuted an individual for fly tipping and they were fined £660, with costs of £360 and a surcharge of £66.

5. Acquisitive Crime

5.1. The level of serious acquisitive crime in 2014/15 is recorded at 1,087 cases. This has continued the trend of a year on year reduction and is a 25% decrease on the total figure reported for 2013/14.

York - NI 16 - Serious Acquisitive Crime

Totals

Forecast
Based on available monthly data

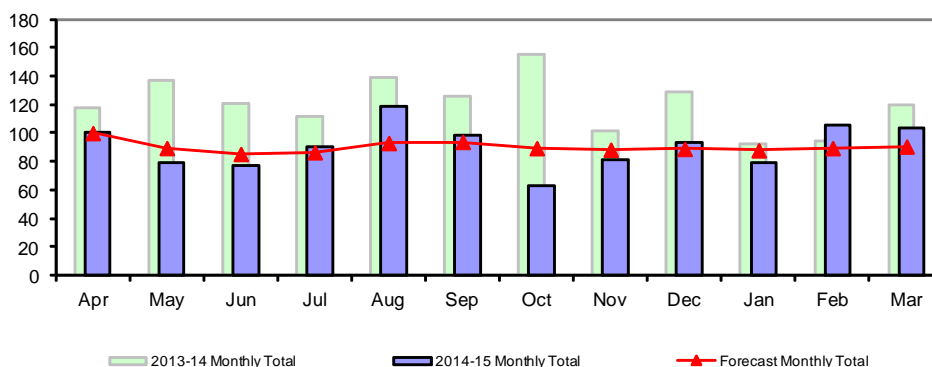
1087

2014-15 Total

1087

Direction of Travel

Reducing



Previous Years

2007-08	3330
2008-09	3459
2009-10	1998
2010-11	2067
2011-12	1895
2012-13	1523
2013-14	1444

	- Action Needed (>120%)
	- Caution (100% - 120%)
	- No Action (<100%)

The Graph shows:

- 1) No Target level as these are yet to be set
- 2) Forecasted annual total based upon a moving average of months
(There has been no allowance for known seasonal patterns)



Month	2014-15	2013-14	2012-13	2011-12	2010-11	2009-10
Apr	100	118	150	131	159	202
May	79	137	120	137	217	138
Jun	77	121	110	155	166	124
Jul	90	112	101	137	167	138
Aug	119	139	128	122	159	207
Sep	98	126	134	144	175	207
Oct	63	155	128	191	147	224
Nov	81	101	116	186	157	188
Dec	93	129	149	197	138	160
Jan	79	92	123	182	167	124
Feb	105	94	121	148	193	145
Mar	103	120	143	165	222	141

- 5.2. Domestic burglary totals for 2014/15 are reported at 450 cases, this includes aggravated burglaries. For 2015/16, the current figures show that there have been 83 reported incidents; this is an increase of 20% in relation to last years recorded figures.
- 5.3. Non-domestic burglary figures continue to fall and the overall total recorded for 2014/15 was 620. This is annual reduction of 11% in comparison the data recorded for the statistical year of 2013/14. To date figures for serious acquisitive crime and non-domestic burglary remain high in comparison to data recorded this time last year.
- 5.4. Auto-crime data shows that for 2014/15 there were a total of 614 incidents that involved the theft of a vehicle or theft from a vehicle. Current data shows that for April and May 2015 there has been a reported 115 incidents, this is an increase of 7% in comparison to data recorded for April and May 2014.
- 5.5. Bicycle theft in the City has fallen to a reported 782 cases, this is a reduction of 228 cases (22%) from the figure provided for 2013/14. York continues to remain in 15th position of the benchmarked 15 local authorities in the same crime family. Data recorded for thefts committed at the City's cycle racks show that Piccadilly, Pavement, Davygate and the area around Tanners Moat were where the highest proportion of the thefts were committed.
- 5.6. **Key areas of Crime:** in 2014/15 there were 55 reported crimes at the University of York, which is 40% lower than reported during 2013/14. To date in 2015/16 crime levels at the University remain low. There have been 18 identified cases of ASB, which is similar to levels reported in 2013/14. There have been no reported incidents of ASB at the University since the start of this statistical year (2015/16).
- 5.7. At York College there have been 19 reported crimes, which is a decrease of 27% from the figures reported in 2013/14. ASB at York College has increased by a third in 2014/15 to 6 identified cases. Presently they have been 7 reported crimes at York College and no reports of any ASB.
- 5.8. Data for York Hospital shows that they were 99 crimes reported during 2014/15, which is an increase of 27% compared to crimes reported in 2013/14. ASB figures have decreased by 24% to a yearly total of 50 incidents than those reported in the previous year. Current figures show that since April 2015, there have been 13 reported crimes and 9 identified incidents of ASB.
- 5.9. **Telesis property marking device** - The Burglary Task Group approved joint funding of two Telesis property marking devices. These devices can dot etch an identifying mark onto most items of property, small or large. By providing an identifying mark, the system should encourage registration of goods without an existing serial number, onto Immobilise. The device is also going to be used on cycles.
- 5.10. **Leaflet review** - All Serious Acquisive crime leaflets have been reviewed and are in the process of being updated.
- 5.11. **Safer Homes Handyperson** - The Safer Homes Handyperson team have produced new promotional material and have attended police briefing sessions and as a result have increased referrals for victims of crime or for those who require additional reassurance. Safer

York Partnership fund equipment for all vulnerable victims of crime and domestic abuse and the service also accepts paying customers.

5.12. **New Psychoactive Substances** - A multi-agency group was convened to identify the extent of usage across the city and to look at ways in which this could be addressed. The new Psychoactive Substances Bill will prohibit and disrupt the production sale and supply of NPS. Possibly as a result of the Bill, Red Eye, the only 'Head Shop' in York, has now removed all NPS from sale. We will continue to monitor this issue.

6. Other Information

6.1. The level of reported hate crime or incidents in 2014/15 was recorded at 110, which is fewer than predicted, however is still an overall increase of 12 cases (11%) compared to the figure recorded for 2013/14.

Type	2014-15												
	Apr	May	Jun	Jul	Aug	Sep	Oct	Nov	Dec	Jan	Feb	Mar	Total
Disability			2		2	4			2		1	1	12
Homophobic		1	1					4					6
Racial	3	7	8	4	10	7	3	4	7	8	7	11	79
Religious				1						1		2	4
Transgender											1		1
Transphobic				1									1
Sexual orientation	2		1						2			2	7
Total	5	8	12	6	12	11	3	8	11	9	9	16	110

6.2. There were 1,494 cases of shoplifting reported in 2014/15. This figure is a decrease of 5% in comparison to the 1,575 cases that were recorded in 2013/14. Data confirms that Supermarkets remain the main premises targeted with discount clothing stores and premises at the Designer Outlet also being targeted.

6.3. Data for 2014/15 shows that 75 people have either been killed or seriously injured in Road Traffic Collisions with a further 2 incidents involving a child. There have been a further 507 cases where people have been slightly injured.

Report Written By:

Tanya Lyon, Crime Reduction Manager
 Paul Morrison, Neighbourhood Safety Manager
 Jo Beilby, Domestic Violence Co-Coordinator
 Ian Cunningham, Group Manager, Shared Intelligence Bureau
 Marie Dodsworth, Business Intelligence Officer, City of York Council